

# Comparison

## Perforated Plate Belt Screen

## EscaMax

October 2009  
Franz Spenger



# EscaMax versus competitor - bottom/ frame sealing

- ⇒ **EscaMax**: bottom sealing with **double** brush and neoprene
- ⇒ Riveted plastic plates sealing (separately removable) between the perforated elements and the frame
- ⇒ Bottom sealing directly combined with the screen



- ⇒ **competitor**  
**One** brush + neoprene on the bottom sealing
- ⇒ The elements have steel plates and plastic on the frame and are only removable as complete units!
- ⇒ Steeply rising and separate bottom plate



# EscaMax versus competitor - perforated elements




## ⇒ EscaMax:

- Marginal gap between the elements
- No blocking possible due to the unperforated edge



## ⇒ competitor :


- Wide slots between the sections
- Stones could jam in the gap.
- Brush cannot clean the passage.



- ⇒ **EscaMax:** Additional sealing of the housing ... Spray water cannot penetrate the bearing.



- ⇒ **competitor :** Spray water enters the bearing with the effect of ... bearing damage.




# EscaMax versus competitor - hydraulic throughput

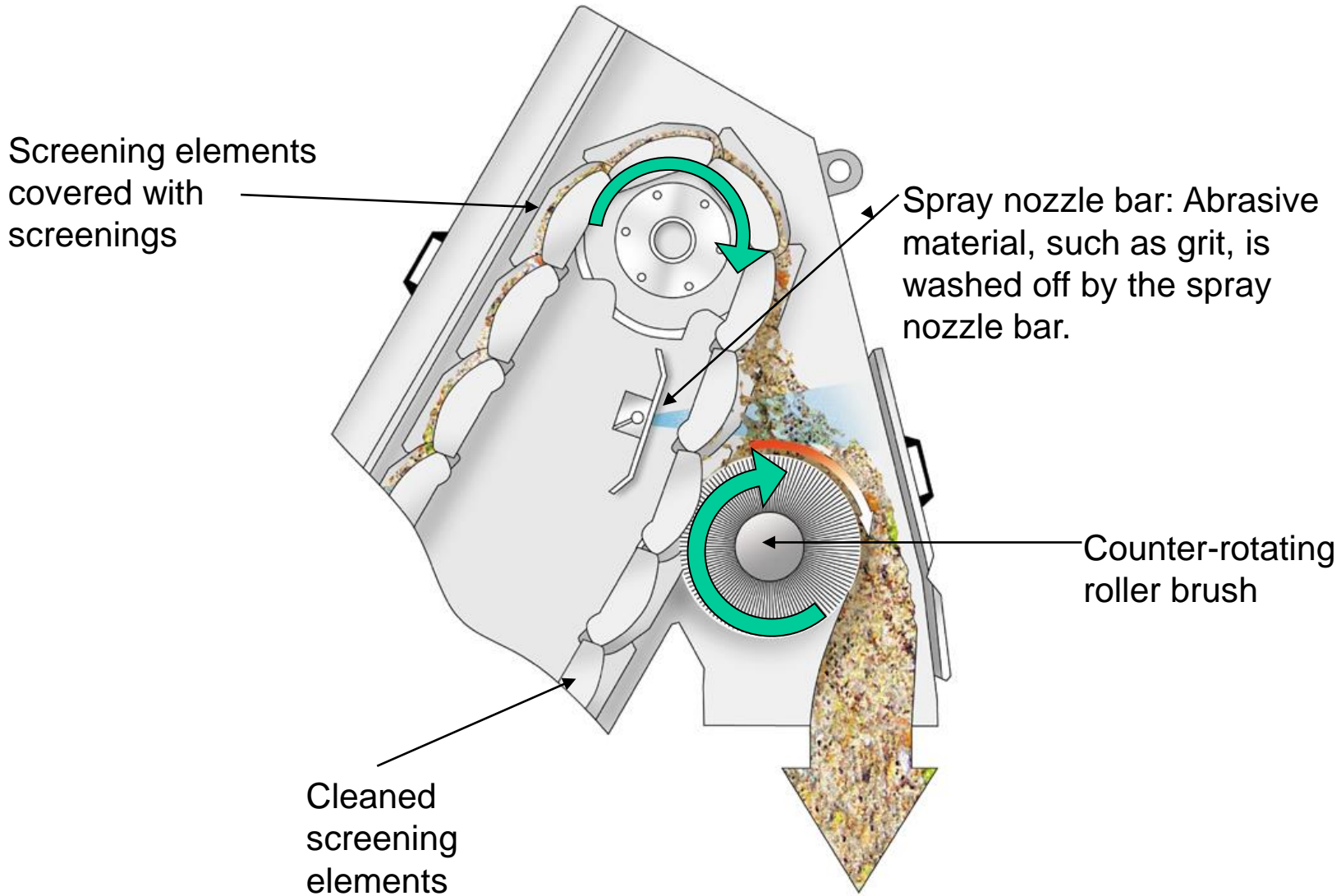
- ⇒ **EscaMax:** The opening in the back of the frame increases hydraulic throughput and avoids accumulation of screenings.



- ⇒ **competitor :** No opening in the back of the frame

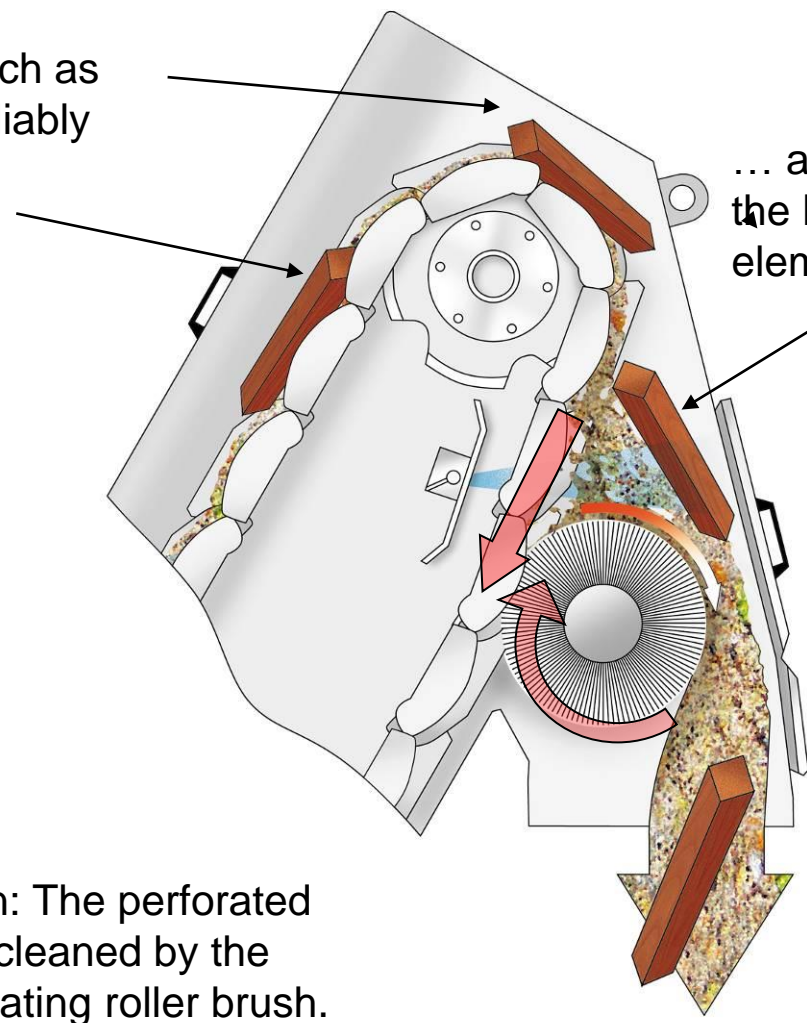


# EscaMax: Cleaning of the perforated plates



# EscaMax: Blockage-free removal of disturbing material

Bulky parts, such as timbers, are reliably removed .....

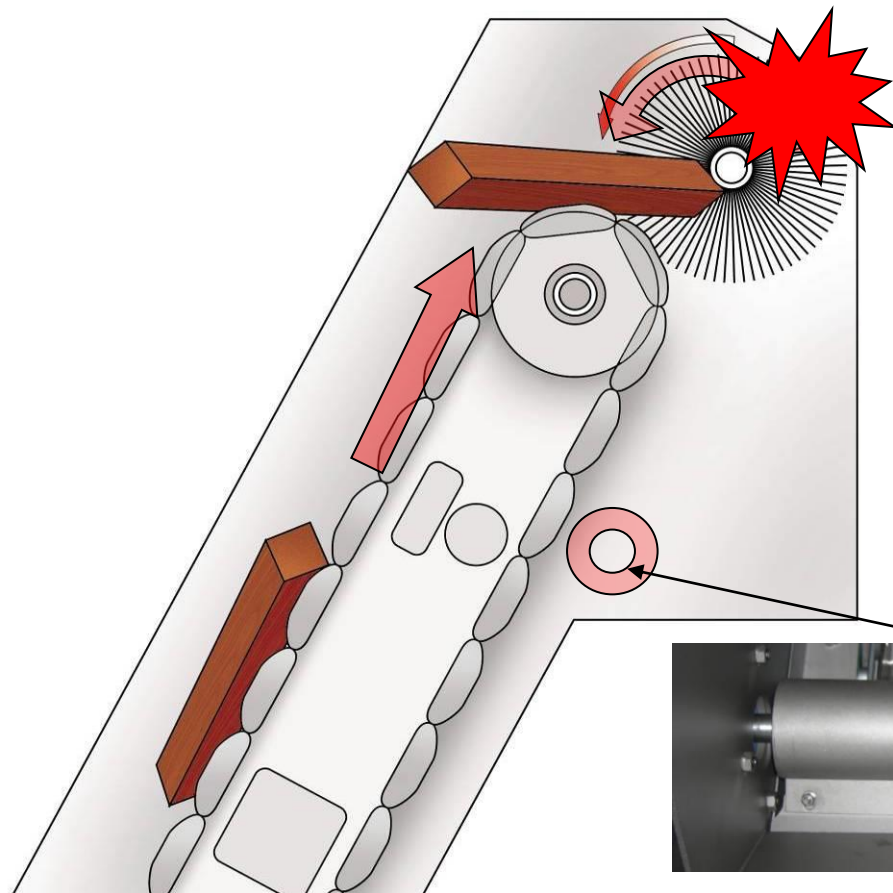


... and do not block or damage the brush or screening elements.

The reason: The perforated plates are cleaned by the counter-rotating roller brush.

## competitor : Comparison of upper cleaning unit

- ➔ Cleaning of the screening elements by means of a roller brush rotating in the **same direction** leads to blocking.
- ➔ The result:  
The roller brush and screening elements are damaged.



Additional rotating roller